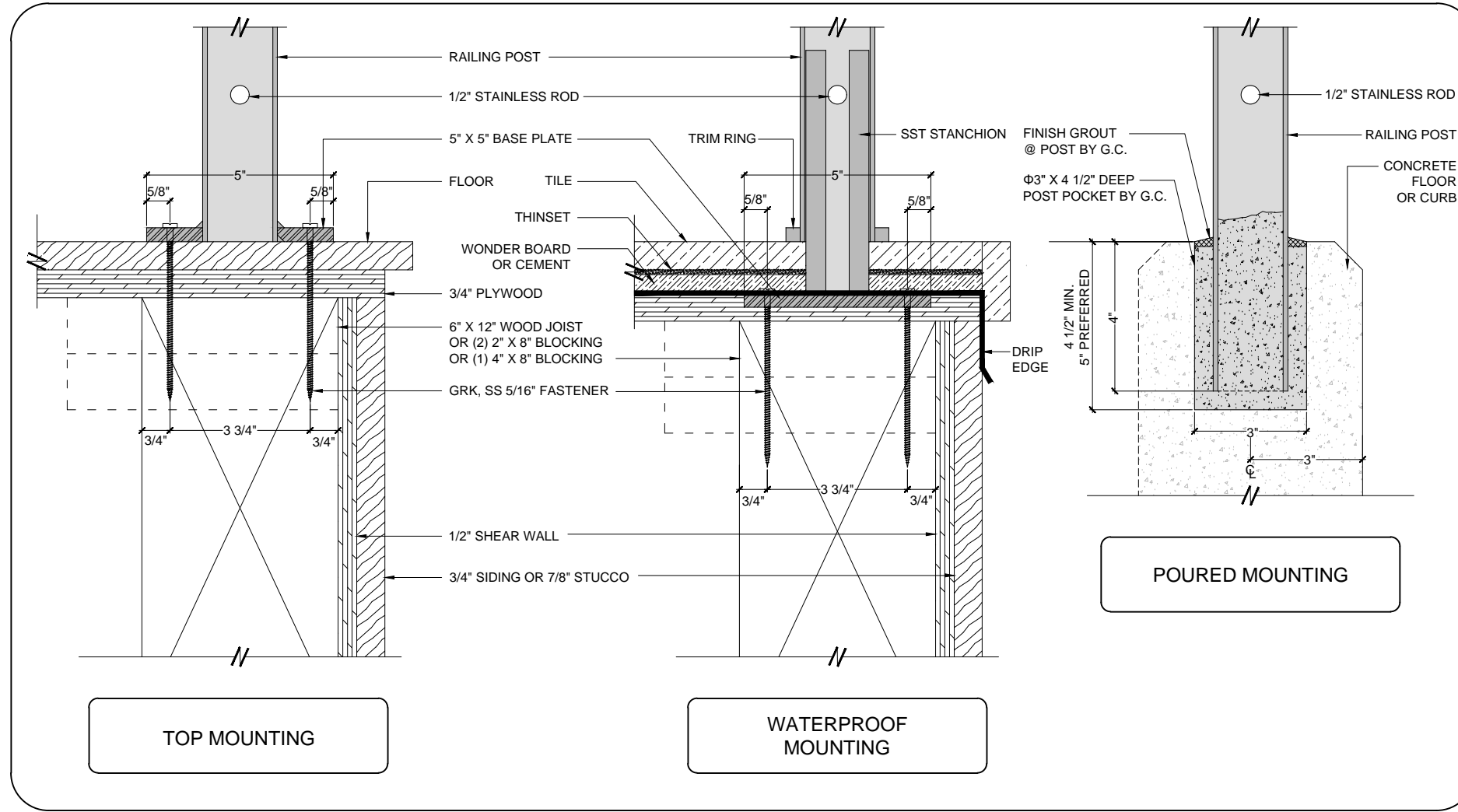
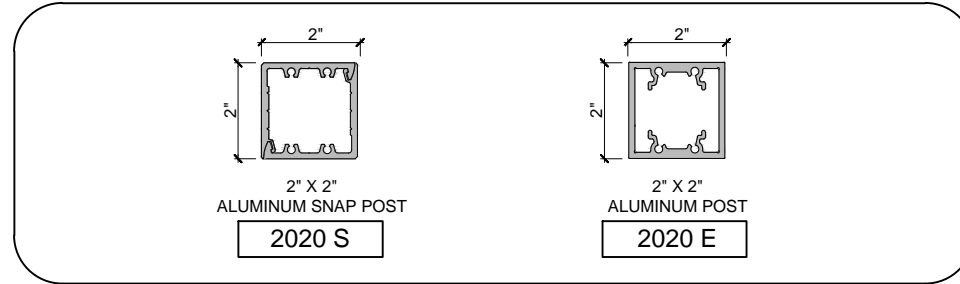
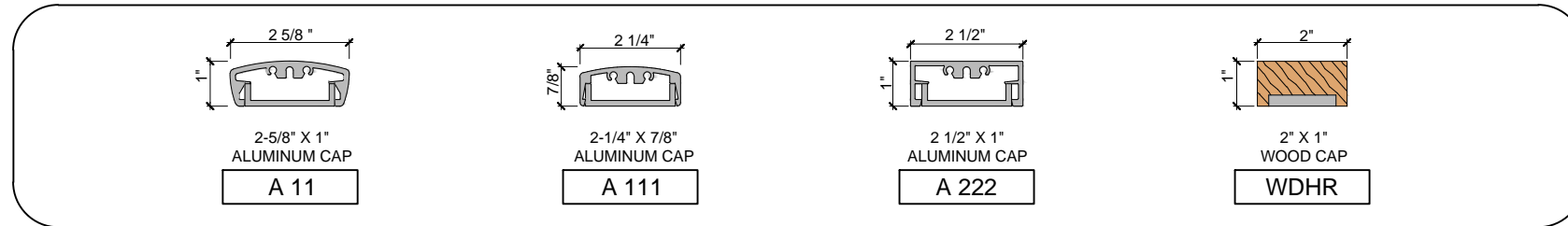


SIDE MOUNTING



TOP MOUNTING

WATERPROOF MOUNTING

POURED MOUNTING

WENTWORTH METAL WORKS
 1483 67TH STREET
 EMERYVILLE, CA 94608
 TEL: (510) 601-1240
 FAX: (510) 601-1440

PROJECT: SPECIFICATIONS

CONTACT:

DATE: 04/23/2019

NOTES:

TITLE: WEDGE LOCK 3000 RAILING SYSTEM

SCALE: 3" = 1'-0"

DRAWN BY: MY

DRAWING SHEET:

WMW - 1.0

**WENTWORTH
METAL WORKS**

1483 67TH STREET
EMERYVILLE, CA 94608
TEL: (510) 601-1240
FAX: (510) 601-1440

PROJECT:
SPECIFICATIONS

CONTACT:

DATE:
04/23/2019

TITLE:
WEDGE LOCK 3000
RAILING SYSTEM

SCALE:
3/4" = 1'-0"

DRAWN BY:
MY

DRAWING SHEET:

WMW - 2.0

